


> The Cost of Long-Term Care Services

MUTUAL OF OMAHA'S COST-OF-CARE STUDY



About Mutual of Omaha's Cost-of-Care Study

Mutual of Omaha's Cost-of-Care Study is based on data collected by Long-Term Care Group (LTCG), a leading provider of long-term care data. Each year, LTCG examines the cost of a variety of long-term care services, including those received at home, in an assisted living facility and in a nursing home.

In order to help people better understand what they can expect to pay for long-term care services, average costs are provided for the following:



- ▶ **Home Health Aide** – A trained and certified health care worker who provides personal care services such as bathing and dressing in addition to light household duties like meal preparation
- ▶ **Licensed Practical Nurse (LPN)** – A nurse who practices under the direction of a physician and cares for people who are sick, injured, in rehabilitation or disabled. Typically, an LPN has completed two years of specialized training and has passed a licensing exam
- ▶ **Registered Nurse (RN)** – A specially-trained nurse who coordinates and provides patient care. RNs hold either a bachelor's degree in nursing, an associate's degree in nursing or a diploma from an approved nursing program and are licensed to practice by the state
- ▶ **Assisted Living Facility** – A residential living arrangement for people who may need assistance with one or more activities of daily living, but do not require the level of care provided in a nursing home. Services include laundry, meals, socialization and transportation in addition to personal care, medication management and memory care supervision and support
- ▶ **Nursing Home** – A licensed facility that provides 24-hour room and board, plus general nursing care and personal care assistance. Individuals who need supervision and support due to a cognitive impairment also receive care in a nursing home


Mutual of Omaha's Cost-of-Care Study



Conducted by LTCG, 2014

Released June 2015

NATIONAL

Home Health Care	Per Hour 	Per Year 
Home Health Aide	\$21.77	\$49,809.76
Licensed Practical Nurse (LPN)	\$61.82	N/A
Registered Nurse (RN)	\$79.27	N/A



Assisted Living Facility	Per Month 	Per Year 
One Bedroom Unit	\$4,245.37	\$50,944.44


Nursing Home	Per Day 	Per Year 
Semi-Private Room	\$233.01	\$85,048.65
Private Room	\$267.43	\$97,611.95



Note:

- Annual cost for home health aide is based on services received 44 hours per week, 52 weeks per year
- Annual cost for LPN and RN can be determined based on the actual number of hours services are required

ALASKA

Home Health Care	Per Hour 	Per Year 
Home Health Aide	\$26.46	\$60,540.48
Licensed Practical Nurse (LPN)	\$60.00	N/A
Registered Nurse (RN)	\$106.49	N/A



Assisted Living Facility	Per Month 	Per Year 
One Bedroom Unit	\$6,036.52	\$72,438.24


Nursing Home	Per Day 	Per Year 
Semi-Private Room	\$473.77	\$172,926.05
Private Room	\$466.27	\$170,188.55



Note:

- Annual cost for home health aide is based on services received 44 hours per week, 52 weeks per year
- Annual cost for LPN and RN can be determined based on the actual number of hours services are required

ALABAMA

Home Health Care	Per Hour 	Per Year 
Home Health Aide	\$18.87	\$43,174.56
Licensed Practical Nurse (LPN)	\$64.24	N/A
Registered Nurse (RN)	\$73.48	N/A



Assisted Living Facility	Per Month 	Per Year 
One Bedroom Unit	\$3,848.95	\$46,187.40



Nursing Home	Per Day 	Per Year 
Semi-Private Room	\$192.60	\$70,299.00
Private Room	\$224.50	\$81,942.50



Note:

- Annual cost for home health aide is based on services received 44 hours per week, 52 weeks per year
- Annual cost for LPN and RN can be determined based on the actual number of hours services are required

ARIZONA

Home Health Care	Per Hour 	Per Year 
Home Health Aide	\$21.52	\$49,237.76
Licensed Practical Nurse (LPN)	\$66.80	N/A
Registered Nurse (RN)	\$81.76	N/A



Assisted Living Facility	Per Month 	Per Year 
One Bedroom Unit	\$4,081.8	\$48,981.96


Nursing Home	Per Day 	Per Year 
Semi-Private Room	\$218.51	\$79,756.15
Private Room	\$286.40	\$104,536.00



Note:

- Annual cost for home health aide is based on services received 44 hours per week, 52 weeks per year
- Annual cost for LPN and RN can be determined based on the actual number of hours services are required

ARKANSAS

Home Health Care	Per Hour 	Per Year 
Home Health Aide	\$17.81	\$40,749.28
Licensed Practical Nurse (LPN)	\$85.74	N/A
Registered Nurse (RN)	\$89.45	N/A



Assisted Living Facility	Per Month 	Per Year 
One Bedroom Unit	\$3,556.24	\$42,674.88

Nursing Home	Per Day 	Per Year 
Semi-Private Room	\$166.95	\$60,936.75
Private Room	\$186.62	\$68,116.30



Note:

- Annual cost for home health aide is based on services received 44 hours per week, 52 weeks per year
- Annual cost for LPN and RN can be determined based on the actual number of hours services are required

CALIFORNIA

Home Health Care	Per Hour 	Per Year 
Home Health Aide	\$23.12	\$52,898.56
Licensed Practical Nurse (LPN)	\$70.08	N/A
Registered Nurse (RN)	\$96.96	N/A



Assisted Living Facility	Per Month 	Per Year 
One Bedroom Unit	\$4,575.67	\$54,908.04



Nursing Home	Per Day 	Per Year 
Semi-Private Room	\$262.67	\$95,874.55
Private Room	\$338.45	\$123,534.25



Note:

- Annual cost for home health aide is based on services received 44 hours per week, 52 weeks per year
- Annual cost for LPN and RN can be determined based on the actual number of hours services are required

COLORADO

Home Health Care	Per Hour 	Per Year 
Home Health Aide	\$25.45	\$58,229.60
Licensed Practical Nurse (LPN)	\$63.21	N/A
Registered Nurse (RN)	\$81.03	N/A



Assisted Living Facility	Per Month 	Per Year 
One Bedroom Unit	\$4,631.09	\$55,573.08

Nursing Home	Per Day 	Per Year 
Semi-Private Room	\$232.94	\$85,023.10
Private Room	\$279.30	\$101,944.50



Note:

- Annual cost for home health aide is based on services received 44 hours per week, 52 weeks per year
- Annual cost for LPN and RN can be determined based on the actual number of hours services are required

CONNECTICUT

Home Health Care	Per Hour 	Per Year 
Home Health Aide	\$24.55	\$56,170.40
Licensed Practical Nurse (LPN)	\$75.92	N/A
Registered Nurse (RN)	\$97.31	N/A



Assisted Living Facility	Per Month 	Per Year 
One Bedroom Unit	\$5,613.17	\$67,358.04

Nursing Home	Per Day 	Per Year 
Semi-Private Room	\$420.56	\$153,504.40
Private Room	\$453.53	\$165,538.45



Note:

- Annual cost for home health aide is based on services received 44 hours per week, 52 weeks per year
- Annual cost for LPN and RN can be determined based on the actual number of hours services are required

DELAWARE

Home Health Care	Per Hour 	Per Year 
Home Health Aide	\$23.42	\$53,584.96
Licensed Practical Nurse (LPN)	\$53.03	N/A
Registered Nurse (RN)	\$65.85	N/A



Assisted Living Facility	Per Month 	Per Year 
One Bedroom Unit	\$5,302.83	\$63,633.96



Nursing Home	Per Day 	Per Year 
Semi-Private Room	\$263.33	\$96,115.45
Private Room	\$283.08	\$103,324.20



Note:

- Annual cost for home health aide is based on services received 44 hours per week, 52 weeks per year
- Annual cost for LPN and RN can be determined based on the actual number of hours services are required

DISTRICT OF COLUMBIA

Home Health Care	Per Hour 	Per Year 
Home Health Aide	\$22.75	\$52,052.00
Licensed Practical Nurse (LPN)	\$75.00	N/A
Registered Nurse (RN)	\$100.00	N/A



Assisted Living Facility	Per Month 	Per Year 
One Bedroom Unit	\$8,127.13	\$97,525.56



Nursing Home	Per Day 	Per Year 
Semi-Private Room	\$358.00	\$130,670.00
Private Room	\$394.00	\$143,810.00



Note:

- Annual cost for home health aide is based on services received 44 hours per week, 52 weeks per year
- Annual cost for LPN and RN can be determined based on the actual number of hours services are required

FLORIDA

Home Health Care	Per Hour 	Per Year 
Home Health Aide	\$18.74	\$42,877.12
Licensed Practical Nurse (LPN)	\$48.15	N/A
Registered Nurse (RN)	\$65.63	N/A



Assisted Living Facility	Per Month 	Per Year 
One Bedroom Unit	\$4,055.61	\$48,667.32


Nursing Home	Per Day 	Per Year 
Semi-Private Room	\$258.55	\$94,370.75
Private Room	\$295.13	\$107,722.45



Note:

- Annual cost for home health aide is based on services received 44 hours per week, 52 weeks per year
- Annual cost for LPN and RN can be determined based on the actual number of hours services are required

GEORGIA

Home Health Care	Per Hour 	Per Year 
Home Health Aide	\$18.54	\$42,419.52
Licensed Practical Nurse (LPN)	\$51.35	N/A
Registered Nurse (RN)	\$63.06	N/A



Assisted Living Facility	Per Month 	Per Year 
One Bedroom Unit	\$3,711.71	\$44,540.52



Nursing Home	Per Day 	Per Year 
Semi-Private Room	\$198.65	\$72,507.25
Private Room	\$214.81	\$78,405.65



Note:

- Annual cost for home health aide is based on services received 44 hours per week, 52 weeks per year
- Annual cost for LPN and RN can be determined based on the actual number of hours services are required

HAWAII

Home Health Care	Per Hour 	Per Year 
Home Health Aide	\$25.21	\$57,680.48
Licensed Practical Nurse (LPN)	\$59.43	N/A
Registered Nurse (RN)	\$78.28	N/A



Assisted Living Facility	Per Month 	Per Year 
One Bedroom Unit	\$5,274.61	\$63,295.32


Nursing Home	Per Day 	Per Year 
Semi-Private Room	\$318.04	\$116,084.60
Private Room	\$368.34	\$134,444.10



Note:

- Annual cost for home health aide is based on services received 44 hours per week, 52 weeks per year
- Annual cost for LPN and RN can be determined based on the actual number of hours services are required

IOWA

Home Health Care	Per Hour 	Per Year 
Home Health Aide	\$30.05	\$68,754.40
Licensed Practical Nurse (LPN)	\$81.58	N/A
Registered Nurse (RN)	\$100.74	N/A



Assisted Living Facility	Per Month 	Per Year 
One Bedroom Unit	\$3,483.57	\$41,802.84



Nursing Home	Per Day 	Per Year 
Semi-Private Room	\$183.93	\$67,134.45
Private Room	\$200.93	\$73,339.45



Note:

- Annual cost for home health aide is based on services received 44 hours per week, 52 weeks per year
- Annual cost for LPN and RN can be determined based on the actual number of hours services are required

IDAHO

Home Health Care	Per Hour 	Per Year 
Home Health Aide	\$19.68	\$45,027.84
Licensed Practical Nurse (LPN)	\$62.58	N/A
Registered Nurse (RN)	\$77.54	N/A



Assisted Living Facility	Per Month 	Per Year 
One Bedroom Unit	\$3,508.61	\$42,103.32

Nursing Home	Per Day 	Per Year 
Semi-Private Room	\$230.74	\$84,220.10
Private Room	\$272.75	\$99,553.75



Note:

- Annual cost for home health aide is based on services received 44 hours per week, 52 weeks per year
- Annual cost for LPN and RN can be determined based on the actual number of hours services are required

ILLINOIS

Home Health Care	Per Hour 	Per Year 
Home Health Aide	\$21.86	\$50,015.68
Licensed Practical Nurse (LPN)	\$65.39	N/A
Registered Nurse (RN)	\$85.14	N/A



Assisted Living Facility	Per Month 	Per Year 
One Bedroom Unit	\$4,285.04	\$51,420.48

Nursing Home	Per Day 	Per Year 
Semi-Private Room	\$203.94	\$74,438.10
Private Room	\$243.68	\$88,943.20

Note:

- Annual cost for home health aide is based on services received 44 hours per week, 52 weeks per year
- Annual cost for LPN and RN can be determined based on the actual number of hours services are required

INDIANA

Home Health Care	Per Hour 	Per Year 
------------------	---	--

Home Health Aide	\$21.29	\$48,711.52
------------------	---------	-------------

Licensed Practical Nurse (LPN)	\$74.77	N/A
--------------------------------	---------	-----

Registered Nurse (RN)	\$84.33	N/A
-----------------------	---------	-----

Assisted Living Facility	Per Month 	Per Year 
--------------------------	--	--

One Bedroom Unit	\$3,874.58	\$46,494.96
------------------	------------	-------------

Nursing Home	Per Day 	Per Year 
--------------	---	---



Semi-Private Room	\$219.18	\$80,000.70
-------------------	----------	-------------

Private Room	\$271.98	\$99,272.70
--------------	----------	-------------



Note:

- Annual cost for home health aide is based on services received 44 hours per week, 52 weeks per year
- Annual cost for LPN and RN can be determined based on the actual number of hours services are required

KANSAS

Home Health Care	Per Hour 	Per Year 
Home Health Aide	\$21.90	\$50,107.20
Licensed Practical Nurse (LPN)	\$63.14	N/A
Registered Nurse (RN)	\$75.28	N/A



Assisted Living Facility	Per Month 	Per Year 
One Bedroom Unit	\$4,063.52	\$48,762.24



Nursing Home	Per Day 	Per Year 
Semi-Private Room	\$181.63	\$66,294.95
Private Room	\$200.53	\$73,193.45



Note:

- Annual cost for home health aide is based on services received 44 hours per week, 52 weeks per year
- Annual cost for LPN and RN can be determined based on the actual number of hours services are required

KENTUCKY

Home Health Care	Per Hour 	Per Year 
Home Health Aide	\$20.11	\$46,011.68
Licensed Practical Nurse (LPN)	\$67.20	N/A
Registered Nurse (RN)	\$93.71	N/A



Assisted Living Facility	Per Month 	Per Year 
One Bedroom Unit	\$3,735.91	\$44,830.92


Nursing Home	Per Day 	Per Year 
Semi-Private Room	\$205.87	\$75,142.55
Private Room	\$237.87	\$86,822.55



Note:

- Annual cost for home health aide is based on services received 44 hours per week, 52 weeks per year
- Annual cost for LPN and RN can be determined based on the actual number of hours services are required

LOUISIANA

Home Health Care	Per Hour 	Per Year 
Home Health Aide	\$20.56	\$47,041.28
Licensed Practical Nurse (LPN)	\$88.33	N/A
Registered Nurse (RN)	\$95.56	N/A



Assisted Living Facility	Per Month 	Per Year 
One Bedroom Unit	\$3,464.84	\$41,578.08


Nursing Home	Per Day 	Per Year 
Semi-Private Room	\$160.93	\$58,739.45
Private Room	\$187.27	\$68,353.55



Note:

- Annual cost for home health aide is based on services received 44 hours per week, 52 weeks per year
- Annual cost for LPN and RN can be determined based on the actual number of hours services are required

MAINE

Home Health Care	Per Hour 	Per Year 
Home Health Aide	\$22.77	\$52,097.76
Licensed Practical Nurse (LPN)	\$53.83	N/A
Registered Nurse (RN)	\$79.17	N/A



Assisted Living Facility	Per Month 	Per Year 
One Bedroom Unit	\$5,516.04	\$66,192.48


Nursing Home	Per Day 	Per Year 
Semi-Private Room	\$305.16	\$111,383.40
Private Room	\$336.98	\$122,997.70



Note:

- Annual cost for home health aide is based on services received 44 hours per week, 52 weeks per year
- Annual cost for LPN and RN can be determined based on the actual number of hours services are required

MARYLAND

Home Health Care	Per Hour 	Per Year 
Home Health Aide	\$21.06	\$48,185.28
Licensed Practical Nurse (LPN)	\$47.08	N/A
Registered Nurse (RN)	\$74.59	N/A



Assisted Living Facility	Per Month 	Per Year 
One Bedroom Unit	\$5,443.00	\$65,316.00

Nursing Home	Per Day 	Per Year 
Semi-Private Room	\$298.52	\$108,959.80
Private Room	\$339.67	\$123,979.55



Note:

- Annual cost for home health aide is based on services received 44 hours per week, 52 weeks per year
- Annual cost for LPN and RN can be determined based on the actual number of hours services are required

MASSACHUSETTS

Home Health Care	Per Hour 	Per Year 
Home Health Aide	\$26.85	\$61,432.80
Licensed Practical Nurse (LPN)	\$69.18	N/A
Registered Nurse (RN)	\$85.98	N/A



Assisted Living Facility	Per Month 	Per Year 
One Bedroom Unit	\$5,686.24	\$68,234.88

Nursing Home	Per Day 	Per Year 
Semi-Private Room	\$366.34	\$133,714.10
Private Room	\$401.42	\$146,518.30



Note:

- Annual cost for home health aide is based on services received 44 hours per week, 52 weeks per year
- Annual cost for LPN and RN can be determined based on the actual number of hours services are required

MICHIGAN

Home Health Care	Per Hour 	Per Year 
Home Health Aide	\$20.93	\$47,887.84
Licensed Practical Nurse (LPN)	\$65.43	N/A
Registered Nurse (RN)	\$80.20	N/A



Assisted Living Facility	Per Month 	Per Year 
One Bedroom Unit	\$4,275.35	\$51,304.20

Nursing Home	Per Day 	Per Year 
Semi-Private Room	\$256.16	\$93,498.40
Private Room	\$289.13	\$105,532.45



Note:

- Annual cost for home health aide is based on services received 44 hours per week, 52 weeks per year
- Annual cost for LPN and RN can be determined based on the actual number of hours services are required

MINNESOTA

Home Health Care	Per Hour 	Per Year 
Home Health Aide	\$28.47	\$65,139.36
Licensed Practical Nurse (LPN)	\$73.36	N/A
Registered Nurse (RN)	\$86.00	N/A



Assisted Living Facility	Per Month 	Per Year 
One Bedroom Unit	\$3,533.89	\$42,406.68



Nursing Home	Per Day 	Per Year 
Semi-Private Room	\$251.94	\$91,958.10
Private Room	\$271.00	\$98,915.00



Note:

- Annual cost for home health aide is based on services received 44 hours per week, 52 weeks per year
- Annual cost for LPN and RN can be determined based on the actual number of hours services are required

MISSISSIPPI

Home Health Care	Per Hour 	Per Year 
Home Health Aide	\$17.48	\$39,994.24
Licensed Practical Nurse (LPN)	\$67.46	N/A
Registered Nurse (RN)	\$73.95	N/A



Assisted Living Facility	Per Month 	Per Year 
One Bedroom Unit	\$3,037.77	\$36,453.24

Nursing Home	Per Day 	Per Year 
Semi-Private Room	\$199.40	\$72,781.00
Private Room	\$217.69	\$79,456.85



Note:

- Annual cost for home health aide is based on services received 44 hours per week, 52 weeks per year
- Annual cost for LPN and RN can be determined based on the actual number of hours services are required

MISSOURI

Home Health Care	Per Hour 	Per Year 
Home Health Aide	\$19.79	\$45,279.52
Licensed Practical Nurse (LPN)	\$65.64	N/A
Registered Nurse (RN)	\$73.61	N/A



Assisted Living Facility	Per Month 	Per Year 
One Bedroom Unit	\$3,762.80	\$45,153.60

Nursing Home	Per Day 	Per Year 
Semi-Private Room	\$160.32	\$58,516.80
Private Room	\$183.46	\$66,962.90



Note:

- Annual cost for home health aide is based on services received 44 hours per week, 52 weeks per year
- Annual cost for LPN and RN can be determined based on the actual number of hours services are required

MONTANA

Home Health Care	Per Hour 	Per Year 
Home Health Aide	\$21.92	\$50,152.96
Licensed Practical Nurse (LPN)	\$70.88	N/A
Registered Nurse (RN)	\$82.46	N/A



Assisted Living Facility	Per Month 	Per Year 
One Bedroom Unit	\$3,727.04	\$44,724.48



Nursing Home	Per Day 	Per Year 
Semi-Private Room	\$209.16	\$76,343.40
Private Room	\$233.09	\$85,077.85



Note:

- Annual cost for home health aide is based on services received 44 hours per week, 52 weeks per year
- Annual cost for LPN and RN can be determined based on the actual number of hours services are required

NEBRASKA

Home Health Care	Per Hour 	Per Year 
Home Health Aide	\$22.29	\$50,999.52
Licensed Practical Nurse (LPN)	\$75.57	N/A
Registered Nurse (RN)	\$99.51	N/A



Assisted Living Facility	Per Month 	Per Year 
One Bedroom Unit	\$3,809.08	\$45,708.96

Nursing Home	Per Day 	Per Year 
Semi-Private Room	\$204.62	\$74,686.30
Private Room	\$221.40	\$80,811.00



Note:

- Annual cost for home health aide is based on services received 44 hours per week, 52 weeks per year
- Annual cost for LPN and RN can be determined based on the actual number of hours services are required

NEVADA

Home Health Care	Per Hour 	Per Year 
Home Health Aide	\$21.45	\$49,077.60
Licensed Practical Nurse (LPN)	\$70.80	N/A
Registered Nurse (RN)	\$86.76	N/A



Assisted Living Facility	Per Month 	Per Year 
One Bedroom Unit	\$3,700.22	\$44,402.64



Nursing Home	Per Day 	Per Year 
Semi-Private Room	\$228.38	\$83,358.70
Private Room	\$252.81	\$92,275.65



Note:

- Annual cost for home health aide is based on services received 44 hours per week, 52 weeks per year
- Annual cost for LPN and RN can be determined based on the actual number of hours services are required

NEW HAMPSHIRE

Home Health Care	Per Hour 	Per Year 
Home Health Aide	\$24.49	\$56,033.12
Licensed Practical Nurse (LPN)	\$44.81	N/A
Registered Nurse (RN)	\$62.11	N/A



Assisted Living Facility	Per Month 	Per Year 
One Bedroom Unit	\$5,111.82	\$61,341.84



Nursing Home	Per Day 	Per Year 
Semi-Private Room	\$292.77	\$106,861.05
Private Room	\$318.84	\$116,376.60



Note:

- Annual cost for home health aide is based on services received 44 hours per week, 52 weeks per year
- Annual cost for LPN and RN can be determined based on the actual number of hours services are required

NEW JERSEY

Home Health Care	Per Hour 	Per Year 
Home Health Aide	\$22.55	\$51,594.40
Licensed Practical Nurse (LPN)	\$51.62	N/A
Registered Nurse (RN)	\$76.96	N/A



Assisted Living Facility	Per Month 	Per Year 
One Bedroom Unit	\$6,196.04	\$74,352.48


Nursing Home	Per Day 	Per Year 
Semi-Private Room	\$335.59	\$122,490.35
Private Room	\$380.37	\$138,835.05



Note:

- Annual cost for home health aide is based on services received 44 hours per week, 52 weeks per year
- Annual cost for LPN and RN can be determined based on the actual number of hours services are required

NEW MEXICO

Home Health Care	Per Hour 	Per Year 
Home Health Aide	\$21.58	\$49,375.04
Licensed Practical Nurse (LPN)	\$77.64	N/A
Registered Nurse (RN)	\$103.72	N/A


Assisted Living Facility	Per Month 	Per Year 
One Bedroom Unit	\$4,694.84	\$56,338.08



Nursing Home	Per Day 	Per Year 
Semi-Private Room	\$217.67	\$79,449.55
Private Room	\$262.79	\$95,918.35



Note:

- Annual cost for home health aide is based on services received 44 hours per week, 52 weeks per year
- Annual cost for LPN and RN can be determined based on the actual number of hours services are required

NEW YORK

Home Health Care	Per Hour 	Per Year 
Home Health Aide	\$22.75	\$52,052.00
Licensed Practical Nurse (LPN)	\$59.66	N/A
Registered Nurse (RN)	\$89.22	N/A



Assisted Living Facility	Per Month 	Per Year 
One Bedroom Unit	\$5,321.86	\$63,862.32



Nursing Home	Per Day 	Per Year 
Semi-Private Room	\$367.30	\$134,064.50
Private Room	\$381.79	\$139,353.35



Note:

- Annual cost for home health aide is based on services received 44 hours per week, 52 weeks per year
- Annual cost for LPN and RN can be determined based on the actual number of hours services are required

NORTH CAROLINA

Home Health Care	Per Hour 	Per Year 
Home Health Aide	\$19.45	\$44,501.60
Licensed Practical Nurse (LPN)	\$44.97	N/A
Registered Nurse (RN)	\$56.18	N/A



Assisted Living Facility	Per Month 	Per Year 
One Bedroom Unit	\$4,369.43	\$52,433.16


Nursing Home	Per Day 	Per Year 
Semi-Private Room	\$213.47	\$77,916.55
Private Room	\$243.11	\$88,735.15



Note:

- Annual cost for home health aide is based on services received 44 hours per week, 52 weeks per year
- Annual cost for LPN and RN can be determined based on the actual number of hours services are required

NORTH DAKOTA

Home Health Care	Per Hour 	Per Year 
Home Health Aide	\$28.84	\$65,985.92
Licensed Practical Nurse (LPN)	\$79.74	N/A
Registered Nurse (RN)	\$98.45	N/A



Assisted Living Facility	Per Month 	Per Year 
One Bedroom Unit	\$3,192.91	\$38,314.92



Nursing Home	Per Day 	Per Year 
Semi-Private Room	\$333.90	\$121,873.50
Private Room	\$342.29	\$124,935.85



Note:

- Annual cost for home health aide is based on services received 44 hours per week, 52 weeks per year
- Annual cost for LPN and RN can be determined based on the actual number of hours services are required

OHIO

Home Health Care	Per Hour 	Per Year 
Home Health Aide	\$21.28	\$48,688.64
Licensed Practical Nurse (LPN)	\$52.28	N/A
Registered Nurse (RN)	\$69.14	N/A



Assisted Living Facility	Per Month 	Per Year 
One Bedroom Unit	\$4,326.31	\$51,915.72


Nursing Home	Per Day 	Per Year 
Semi-Private Room	\$231.22	\$84,395.30
Private Room	\$270.83	\$98,852.95



Note:

- Annual cost for home health aide is based on services received 44 hours per week, 52 weeks per year
- Annual cost for LPN and RN can be determined based on the actual number of hours services are required

OKLAHOMA

Home Health Care	Per Hour 	Per Year 
Home Health Aide	\$22.73	\$52,006.24
Licensed Practical Nurse (LPN)	\$81.65	N/A
Registered Nurse (RN)	\$86.80	N/A



Assisted Living Facility	Per Month 	Per Year 
One Bedroom Unit	\$3,464.58	\$41,574.96


Nursing Home	Per Day 	Per Year 
Semi-Private Room	\$155.29	\$56,680.85
Private Room	\$191.02	\$69,722.30



Note:

- Annual cost for home health aide is based on services received 44 hours per week, 52 weeks per year
- Annual cost for LPN and RN can be determined based on the actual number of hours services are required

OREGON

Home Health Care	Per Hour 	Per Year 
Home Health Aide	\$22.48	\$51,434.24
Licensed Practical Nurse (LPN)	\$77.19	N/A
Registered Nurse (RN)	\$74.87	N/A



Assisted Living Facility	Per Month 	Per Year 
One Bedroom Unit	\$4,091.82	\$49,101.84

Nursing Home	Per Day 	Per Year 
Semi-Private Room	\$269.90	\$98,513.50
Private Room	\$297.96	\$108,755.40



Note:

- Annual cost for home health aide is based on services received 44 hours per week, 52 weeks per year
- Annual cost for LPN and RN can be determined based on the actual number of hours services are required

PENNSYLVANIA

Home Health Care	Per Hour 	Per Year 
Home Health Aide	\$23.04	\$52,715.52
Licensed Practical Nurse (LPN)	\$65.73	N/A
Registered Nurse (RN)	\$74.67	N/A



Assisted Living Facility	Per Month 	Per Year 
One Bedroom Unit	\$4,403.36	\$52,840.32


Nursing Home	Per Day 	Per Year 
Semi-Private Room	\$285.06	\$104,046.90
Private Room	\$312.87	\$114,197.55



Note:

- Annual cost for home health aide is based on services received 44 hours per week, 52 weeks per year
- Annual cost for LPN and RN can be determined based on the actual number of hours services are required

RHODE ISLAND

Home Health Care	Per Hour 	Per Year 
Home Health Aide	\$27.36	\$62,599.68
Licensed Practical Nurse (LPN)	\$70.61	N/A
Registered Nurse (RN)	\$80.04	N/A

Assisted Living Facility	Per Month 	Per Year 
One Bedroom Unit	\$5,179.83	\$62,157.96


Nursing Home	Per Day 	Per Year 
Semi-Private Room	\$298.57	\$108,978.05
Private Room	\$332.71	\$121,439.15



Note:

- Annual cost for home health aide is based on services received 44 hours per week, 52 weeks per year
- Annual cost for LPN and RN can be determined based on the actual number of hours services are required

SOUTH CAROLINA

Home Health Care	Per Hour 	Per Year 
Home Health Aide	\$18.55	\$42,442.40
Licensed Practical Nurse (LPN)	\$52.93	N/A
Registered Nurse (RN)	\$69.92	N/A



Assisted Living Facility	Per Month 	Per Year 
One Bedroom Unit	\$3,877.37	\$46,528.44

Nursing Home	Per Day 	Per Year 
Semi-Private Room	\$211.96	\$77,365.40
Private Room	\$234.83	\$85,712.95



Note:

- Annual cost for home health aide is based on services received 44 hours per week, 52 weeks per year
- Annual cost for LPN and RN can be determined based on the actual number of hours services are required

SOUTH DAKOTA

Home Health Care	Per Hour 	Per Year 
Home Health Aide	\$23.35	\$53,424.80
Licensed Practical Nurse (LPN)	\$62.48	N/A
Registered Nurse (RN)	\$70.73	N/A



Assisted Living Facility	Per Month 	Per Year 
One Bedroom Unit	\$3,423.89	\$41,086.68


Nursing Home	Per Day 	Per Year 
Semi-Private Room	\$207.83	\$75,857.95
Private Room	\$223.40	\$81,541.00



Note:

- Annual cost for home health aide is based on services received 44 hours per week, 52 weeks per year
- Annual cost for LPN and RN can be determined based on the actual number of hours services are required

TENNESSEE

Home Health Care	Per Hour 	Per Year 
Home Health Aide	\$18.82	\$43,060.16
Licensed Practical Nurse (LPN)	\$66.61	N/A
Registered Nurse (RN)	\$77.86	N/A



Assisted Living Facility	Per Month 	Per Year 
One Bedroom Unit	\$3,884.96	\$46,619.52



Nursing Home	Per Day 	Per Year 
Semi-Private Room	\$217.01	\$79,208.65
Private Room	\$238.49	\$87,048.85



Note:

- Annual cost for home health aide is based on services received 44 hours per week, 52 weeks per year
- Annual cost for LPN and RN can be determined based on the actual number of hours services are required

TEXAS

Home Health Care	Per Hour 	Per Year 
Home Health Aide	\$20.69	\$47,338.72
Licensed Practical Nurse (LPN)	\$74.66	N/A
Registered Nurse (RN)	\$91.59	N/A



Assisted Living Facility	Per Month 	Per Year 
One Bedroom Unit	\$3,977.13	\$47,725.56

Nursing Home	Per Day 	Per Year 
Semi-Private Room	\$151.18	\$55,180.70
Private Room	\$204.93	\$74,799.45



Note:

- Annual cost for home health aide is based on services received 44 hours per week, 52 weeks per year
- Annual cost for LPN and RN can be determined based on the actual number of hours services are required

UTAH

Home Health Care	Per Hour 	Per Year 
Home Health Aide	\$22.69	\$51,914.72
Licensed Practical Nurse (LPN)	\$53.40	N/A
Registered Nurse (RN)	\$70.91	N/A



Assisted Living Facility	Per Month 	Per Year 
One Bedroom Unit	\$3,829.33	\$45,951.96



Nursing Home	Per Day 	Per Year 
Semi-Private Room	\$207.57	\$75,763.05
Private Room	\$308.87	\$112,737.55



Note:

- Annual cost for home health aide is based on services received 44 hours per week, 52 weeks per year
- Annual cost for LPN and RN can be determined based on the actual number of hours services are required

VERMONT

Home Health Care	Per Hour 	Per Year 
Home Health Aide	\$24.46	\$55,964.48
Licensed Practical Nurse (LPN)	\$51.57	N/A
Registered Nurse (RN)	\$77.85	N/A



Assisted Living Facility	Per Month 	Per Year 
One Bedroom Unit	\$4,467.50	\$53,610.00



Nursing Home	Per Day 	Per Year 
Semi-Private Room	\$307.08	\$112,084.20
Private Room	\$354.46	\$129,377.90



Note:

- Annual cost for home health aide is based on services received 44 hours per week, 52 weeks per year
- Annual cost for LPN and RN can be determined based on the actual number of hours services are required

VIRGINIA

Home Health Care	Per Hour 	Per Year 
Home Health Aide	\$20.09	\$45,965.92
Licensed Practical Nurse (LPN)	\$53.89	N/A
Registered Nurse (RN)	\$76.63	N/A



Assisted Living Facility	Per Month 	Per Year 
One Bedroom Unit	\$4,639.97	\$55,679.64


Nursing Home	Per Day 	Per Year 
Semi-Private Room	\$243.77	\$88,976.05
Private Room	\$268.55	\$98,020.75



Note:

- Annual cost for home health aide is based on services received 44 hours per week, 52 weeks per year
- Annual cost for LPN and RN can be determined based on the actual number of hours services are required

WASHINGTON

Home Health Care	Per Hour 	Per Year 
Home Health Aide	\$25.04	\$57,291.52
Licensed Practical Nurse (LPN)	\$100.06	N/A
Registered Nurse (RN)	\$102.34	N/A


Assisted Living Facility	Per Month 	Per Year 
One Bedroom Unit	\$4,532.51	\$54,390.12


Nursing Home	Per Day 	Per Year 
Semi-Private Room	\$295.57	\$107,883.05
Private Room	\$340.16	\$124,158.40



Note:

- Annual cost for home health aide is based on services received 44 hours per week, 52 weeks per year
- Annual cost for LPN and RN can be determined based on the actual number of hours services are required

WEST VIRGINIA

Home Health Care	Per Hour 	Per Year 
Home Health Aide	\$17.40	\$39,811.20
Licensed Practical Nurse (LPN)	\$46.36	N/A
Registered Nurse (RN)	\$54.85	N/A



Assisted Living Facility	Per Month 	Per Year 
One Bedroom Unit	\$4,183.23	\$50,198.76

Nursing Home	Per Day 	Per Year 
Semi-Private Room	\$268.48	\$97,995.20
Private Room	\$284.52	\$103,849.80



Note:

- Annual cost for home health aide is based on services received 44 hours per week, 52 weeks per year
- Annual cost for LPN and RN can be determined based on the actual number of hours services are required

WISCONSIN

Home Health Care	Per Hour 	Per Year 
Home Health Aide	\$23.47	\$53,699.36
Licensed Practical Nurse (LPN)	\$62.81	N/A
Registered Nurse (RN)	\$73.13	N/A



Assisted Living Facility	Per Month 	Per Year 
One Bedroom Unit	\$3,909.90	\$46,918.80

Nursing Home	Per Day 	Per Year 
Semi-Private Room	\$253.17	\$92,407.05
Private Room	\$283.51	\$103,481.15



Note:

- Annual cost for home health aide is based on services received 44 hours per week, 52 weeks per year
- Annual cost for LPN and RN can be determined based on the actual number of hours services are required

WYOMING

Home Health Care	Per Hour 	Per Year 
Home Health Aide	\$28.43	\$65,047.84
Licensed Practical Nurse (LPN)	\$88.04	N/A
Registered Nurse (RN)	\$87.66	N/A

Assisted Living Facility	Per Month 	Per Year 
One Bedroom Unit	\$3,668.92	\$44,027.04

Nursing Home	Per Day 	Per Year 
Semi-Private Room	\$218.41	\$79,719.65
Private Room	\$237.98	\$86,862.70

Note:

- Annual cost for home health aide is based on services received 44 hours per week, 52 weeks per year
- Annual cost for LPN and RN can be determined based on the actual number of hours services are required



Product underwritten by:

MUTUAL OF OMAHA INSURANCE COMPANY

3300 Mutual of Omaha Plaza
Omaha, NE 68175
mutualofomaha.com

MUTUAL of OMAHA'S
WILD KINGDOM



OFFICIAL SPONSOR



ANDRETTI
AUTOSPORT